

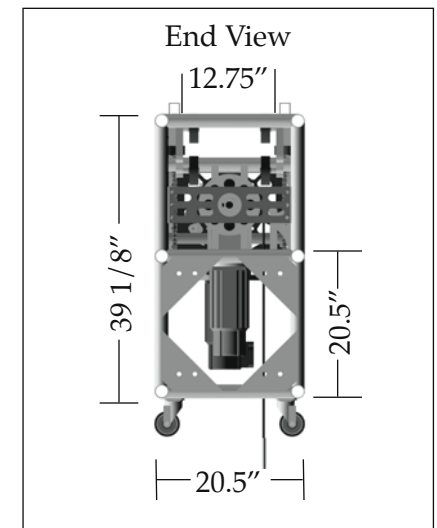
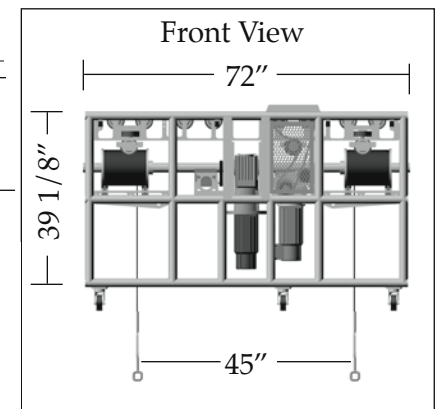
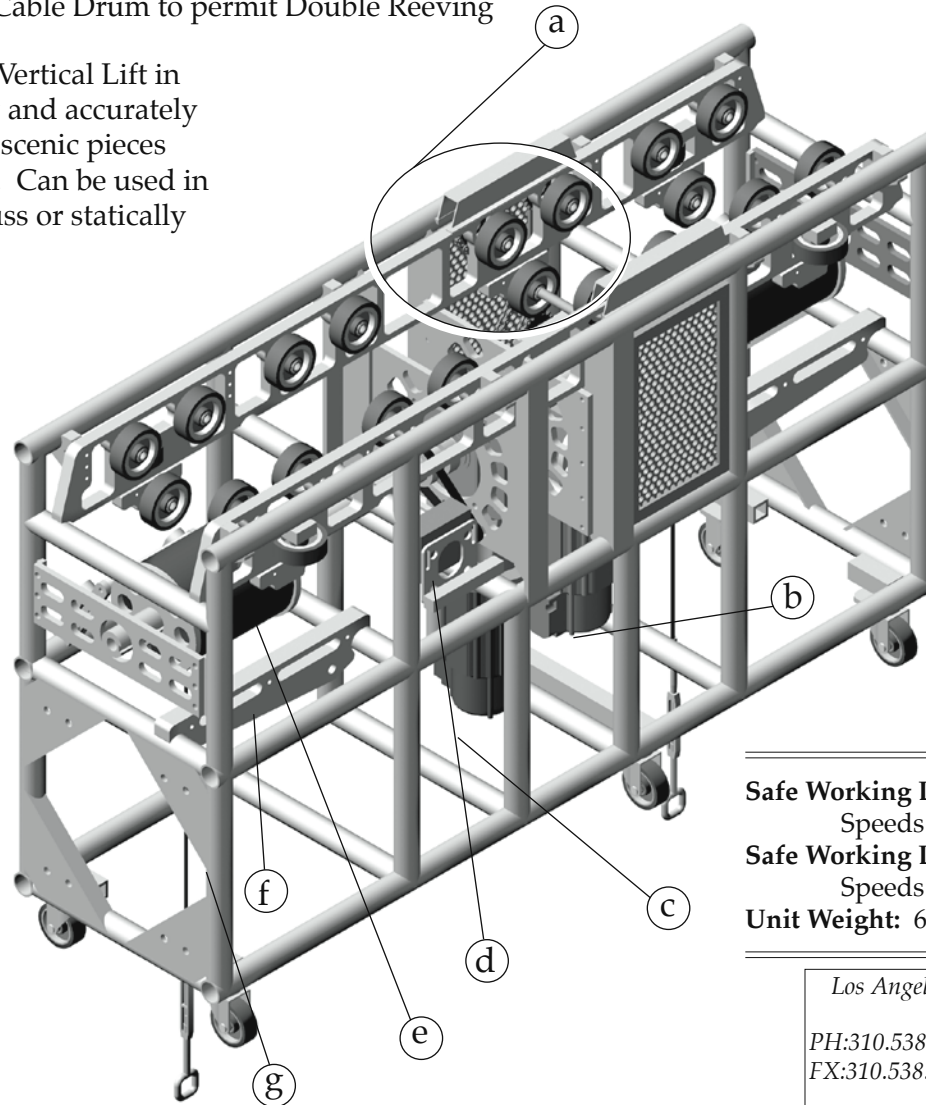
Combined Winch & Tractor Trolley v2

Version 2 has a 13.5" Long Cable Drum to permit Double Reeving

Provides both Horizontal Travel and Vertical Lift in one compact unit. Designed to safely and accurately move blocks of LED's or other heavy scenic pieces with sweeping variable speed moves. Can be used in conjunction with KB Effects Track Truss or statically connected in grids of 20.5" Box Truss.

- Unrestricted Horizontal Travel
- Single Reeved 60ft Vertical Lift
- Double Reeved 30ft Vertical Lift

- a) Horizontal Friction Drive with 4 Driven Load Wheels and 2 Driven Tension Wheels.
- b) Helical-Worm Gearbox - Load can not back turn the gearbox (acts as a Secondary Safety Brake)
- c) Internal Brake - Rated at 150% of load.
- d) Rotating Shaft Limit Switch for up & down Mechanical Safety Limit.
- e) Vertical Lift - 8" Diameter Grooved Cable Drum, 13.5" long
- f) Double Reeved Bar
- g) 5/16" - 7x19 Aircraft Cable - 9,800lbs min breaking strain



Safe Working Load: Single Reeved- 2,000 lbs with Speeds up to 100ft/min
Safe Working Load: Double Reeved- 4,000lbs with Speeds up to 50ft/min
Unit Weight: 635 lbs

Part of the
SGPS SERVO COMPONENT SYSTEM

Los Angeles

PH:310.538.4175
FX:310.538.4180



www.sgsp.net

15823 S. Main Street
Los Angeles, CA 90248

Las Vegas

PH:702.270.4240
FX:702.270.4221

6585 Escondido St., STE G
Las Vegas, NV 89119