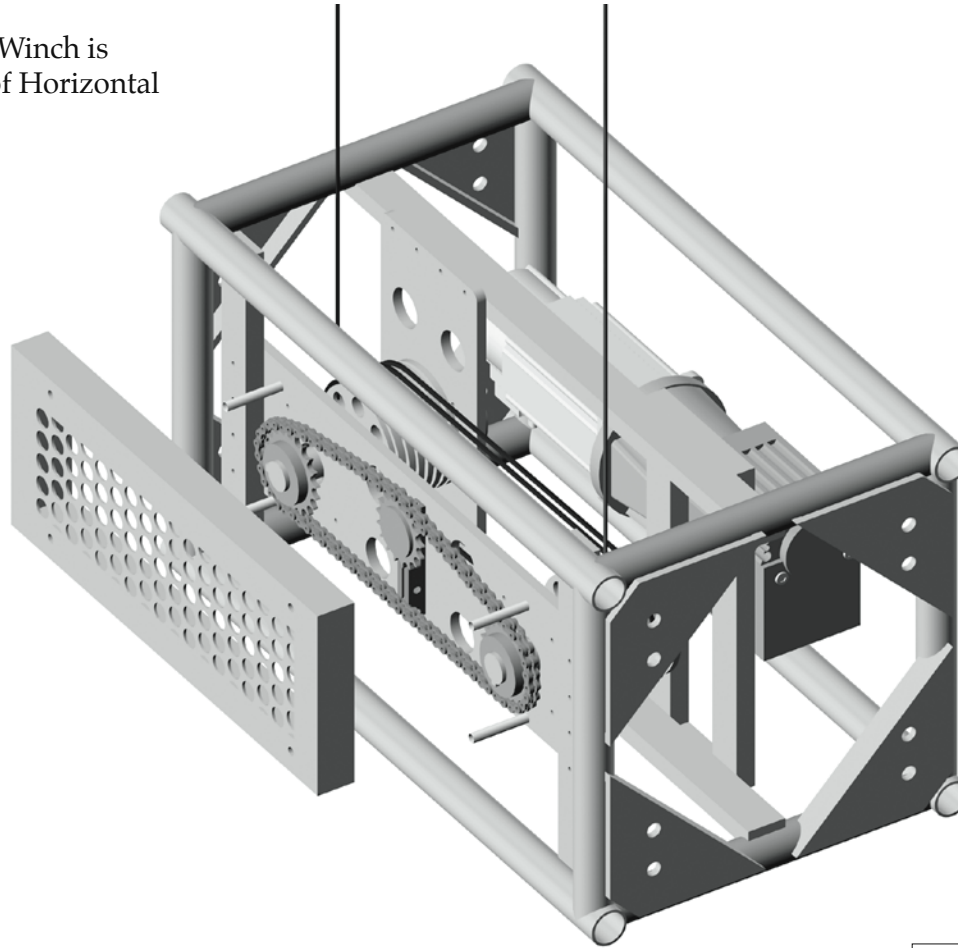


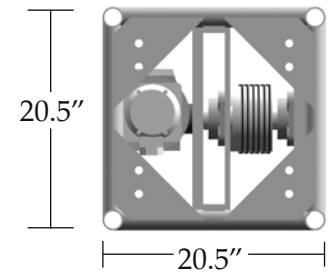
Medium Duty Endless Winch

The Medium Duty Endless Winch is designed for a wide range of Horizontal Travel Applications.

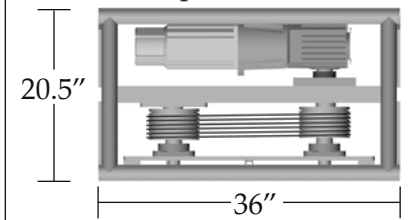
- It is ideal for the opening and closing of Large Curtain Systems operates either straight or bi-parting systems.
- Can be remotely floor mounted using pulleys to redirect the cables. Or can be connected directly to 20.5" Box Truss.
- Provides precise positional control and variable speeds.
- Can also be used to horizontally move any kind of Trolley or Scenic Wagon System.



End View



Top View



NOTE: Not Intended for Vertical Lifting

Unit Weight: 255lbs
Max Pull: 1362lbs
Max Speed: 171ft/min

Part of the
SGPS SERVO COMPONENT SYSTEM

Los Angeles

PH:310.538.4175
FX:310.538.4180



www.sgsp.net

15823 S. Main Street
Los Angeles, CA 90248

Las Vegas

PH:702.270.4240
FX:702.270.4221

6585 Escondido St., STE G
Las Vegas, NV 89119