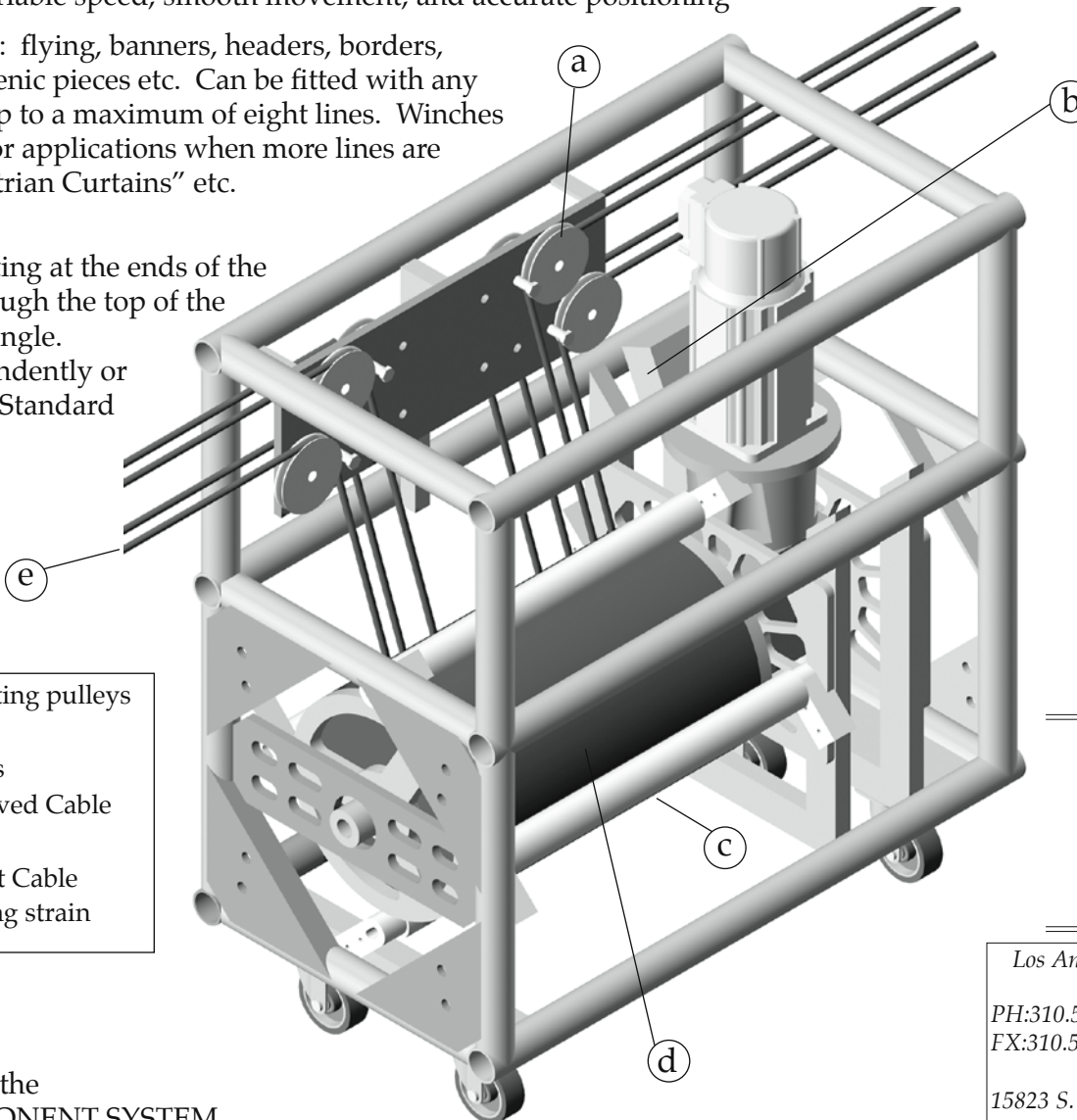


Multi-Line Scenic Winch

Provides variable speed, smooth movement, and accurate positioning

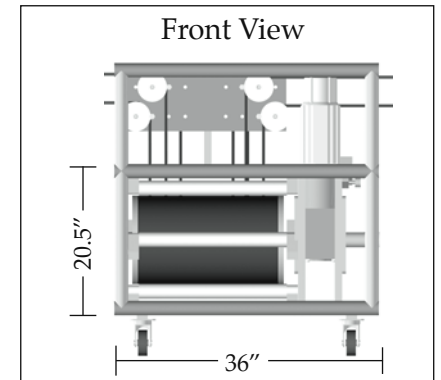
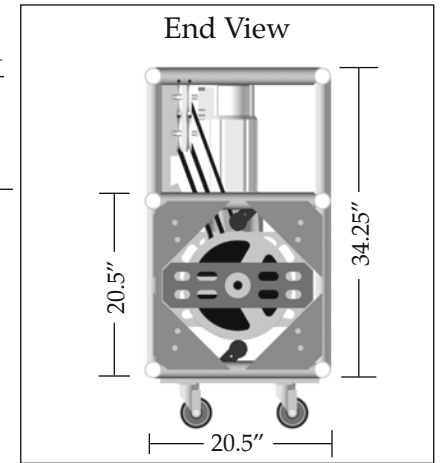
Applications include: flying, banners, headers, borders, projection screens, scenic pieces etc. Can be fitted with any number of lift lines up to a maximum of eight lines. Winches can be synchronized for applications when more lines are needed such as "Austrian Curtains" etc.

- Lift lines shown exiting at the ends of the unit, but can exit through the top of the unit at any required angle.
- Can be used independently or connected directly to Standard 20.5" Box Truss.



- a) Adjustable re-directing pulleys
- b) Limit Switch
- c) Cable Guide Rollers
- d) 12" Diameter Grooved Cable Drum
- e) 5/16" - 7x19 Aircraft Cable
9,800lbs min breaking strain

Part of the
SGPS SERVO COMPONENT SYSTEM



Safe Working Load :

700 lbs with Speeds up to 166ft/min

Capacity: 2 Lines - 120ft Lift

4 Lines - 60ft Lift

8 Lines - 30ft Lift

Unit Weight: 350 lbs

Los Angeles

PH:310.538.4175
FX:310.538.4180



www.sgsp.net

15823 S. Main Street
Los Angeles, CA 90248

Las Vegas

PH:702.270.4240
FX:702.270.4221

6585 Escondido St., STE G
Las Vegas, NV 89119